

The Florida Senate  
**COMMITTEE MEETING EXPANDED AGENDA**

**CHILDREN, FAMILIES, AND ELDER AFFAIRS**  
**Senator Garcia, Chair**  
**Senator Thompson, Vice Chair**

**MEETING DATE:** Wednesday, November 15, 2023  
**TIME:** 2:00—4:00 p.m.  
**PLACE:** *Mallory Horne Committee Room, 37 Senate Building*

**MEMBERS:** Senator Garcia, Chair; Senator Thompson, Vice Chair; Senators Avila, Baxley, Book, Bradley, and Rouson

TAB	BILL NO. and INTRODUCER	BILL DESCRIPTION and SENATE COMMITTEE ACTIONS	COMMITTEE ACTION
1	Presentation by the Department of Children and Families on Prevention Services		Presented
2	Presentation by the Department of Juvenile Justice on Prevention Services		Presented
3	Presentation by the Florida Network on Child and Family in Need of Service (CINS/FINS) Prevention Services		Presented
Other Related Meeting Documents			



# PREVENTION SERVICES

SENATE CHILDREN, FAMILIES, AND  
ELDER AFFAIRS COMMITTEE

NOVEMBER 15, 2023

PRESENTED BY:

KATE WILLIAMS, ASSISTANT SECRETARY,  
CHILD AND FAMILY WELL-BEING

# DEPARTMENT PREVENTION EFFORTS



Shift in focus from reactionary to preventative responses

- Pre-Crisis Intervention
- Family Stabilization
- Community Support



# PRIMARY PREVENTION

*Prevention activities directed at the general public aim to prevent maltreatment before it occurs and prevent the need for child welfare agency involvement.*

- **Examples of strategies for primary prevention:**
  - Public service campaigns and announcements
  - Community parent education programs and support groups that focus on child development
  - Networks and collaborations that forge connections and influence policy by holding community councils and community cafes
- **Prevent Child Abuse Florida**
  - \$652,000 in State Funding for FY 2023-2024.
  - Pinwheels for Prevention Campaign and other prevention resources
  - 1.9 million hits over social media for Child Abuse Prevention Campaign exposure



# SECONDARY PREVENTION

*Prevention activities directed at populations with one or more risk factors for potential abuse and neglect to prevent maltreatment before it occurs and decrease deeper child welfare involvement.*

- **Examples of strategies for secondary prevention:**

- Fatherhood programs
- Family resource centers
- Home visiting programs
- Parent education programs for teen parents

- **Hope Florida**

- 14,000 families referred to Hope Florida from child protective investigations
- \$5.19 million in state funds saved by referring families involved in child protective investigations to Hope Florida

- **Healthy Families Florida**

- § \$28.3 million in funding for FY 2022-2023
- § 9,048 families served
- § 16,105 children served



# TERTIARY PREVENTION

*Prevention activities targeted at families that have already experienced child abuse or neglect and aim to prevent the recurrence of future maltreatment (intervention).*

- **Examples of strategies for tertiary prevention:**

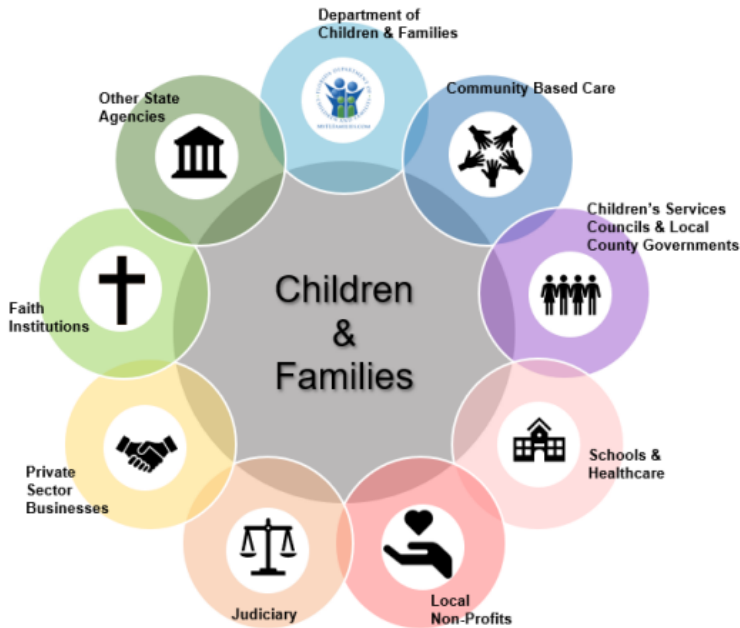
- Intensive family preservation services, including substance abuse or mental health services
- In-home parenting education courses that focus on providing specific supports to families in crisis
- Parent and youth advisory councils that provide ongoing feedback and advise the Department, lawmakers and other stakeholders of the needs of families served through the child welfare system

- **Family Navigation**

- Designed to enhance the safety and well-being of high-risk children and families that are being served through an investigation by rapidly identifying the needs and coordinating corresponding services
- Over 1,500 families served since November 2022
- Approximately 85% of the families who engage with the Family Navigation program continue to be served through in-home services



# AGENCY PARTNERSHIPS



## Interagency Agreement

- Developed under the direction of the Children & Youth Cabinet in 2012
- Includes: DCF, DJJ, APD, DOE, GAL, DOH, AHCA
- Coordination of services for children served by more than one agency with a special focus on prevention & early intervention

## Local Review Teams

- Rapidly pulls together state and community agencies to meet emergency or crisis needs of a family
- Reviews trends, shares agency information, and collaborates on identifying and developing local resources for children being served, or at risk of being served, by multiple agencies

## DCF/DJJ Collaboration Regarding Dually Involved Youth

- Local champions at DCF, DJJ and CBC Lead Agencies who work to coordinate staffings and services for the youth and their family
- Establishment of a Dually Involved Youth Statewide Strategic Plan that focuses on collaborative strategies to develop the overall system of care enhancements



# FEDERAL PREVENTION PROGRAMS

## Child Abuse Prevention and Treatment Act (CAPTA)

- Provides funds for states to improve their child protective service systems - funding can be used to support primary, secondary, and tertiary prevention
- CAPTA 2023 Award: \$5,295,659
- Supports activities like: Plans of Safe Care, wrap-around pilot for prevention services in Seminole County, local prevention program grants

## Community Based Child Abuse Prevention (CBCAP)

- Provides funds to support community-based efforts to develop, operate, expand, enhance, and coordinate initiatives, programs, and activities to prevent child abuse and neglect and support coordination of activities and resources to reduce the likelihood of child abuse and neglect - funding can be used to support primary and secondary prevention; not tertiary
- CBCAP 2023 Award: \$2,731,110
- Supports activities like: Prevent Child Abuse Florida, Hope Line staff, educational media stories on local prevention programs, home visiting programs, Children's Week events, and local prevention program grants





# FAMILY FIRST PREVENTION SERVICES ACT (FFPSA)

- FFPSA goal was a reformation of the federal child welfare financial stream to provide services to families who are at risk of entering the child welfare system.
- Previously, Title IV-E dollars were only available once a child was removed from their home. FFPSA changed this by allowing states use of these dollars to provide evidence-based prevention services to children and families at imminent risk of entering foster care.
- Specific areas of focus:
  - Redirects funds to provide prevention services to families in an effort to keep more kids out of the foster care system
  - Restricts federal funding for congregate care with the idea of keeping more children in foster care in family placements, rather than group homes
- Florida has selected four (4) evidence-based practices (EBPs) to support, based on the needs of the children and families in our state, and is in the process of working to implement these programs.
- Utilization of one-time, flexible Family First Transition Act (FFTA) funding to provide training for these EBPs to support capacity building.



# CHALLENGES WITH FFPSA

- Narrow definition of "candidate" as children who are at "imminent risk" of foster care, not who are at risk of abuse of neglect, thereby providing intervention services rather than prevention services.
- Eligible programs (EBPs) must be determined to be promising, supported, or well-supported on the IV-E Clearinghouse and the availability of these services are extremely limited and costly.
- Cost of EBP training, service delivery, fidelity and sustainability is extensive.
- Federal requirements for claiming are cumbersome and result in administrative burden on the state and providers.
- Restrictive approved placement settings, resulting in capacity challenges and gaps and increased costs to the state.
- The requirements for Qualified Residential Treatment Programs (QRTPs) trigger the Institutions for Mental Disease (IMD) exclusion in the Medicaid program, requiring providers to limit their beds to 16 or below to comply.



# DEPARTMENT OUTCOMES

## ■ Hotline

- 14% decrease in accepted child abuse intakes (FY 2018-19 to FY 2022-23)
- 20 year low in children entering out-of-home care
- Over 1,000 Parent in Need of Assistance calls transferred from Hotline to Hope Line (6/30/23 to 10/31/23)

## ■ Local Review Teams (LRT)

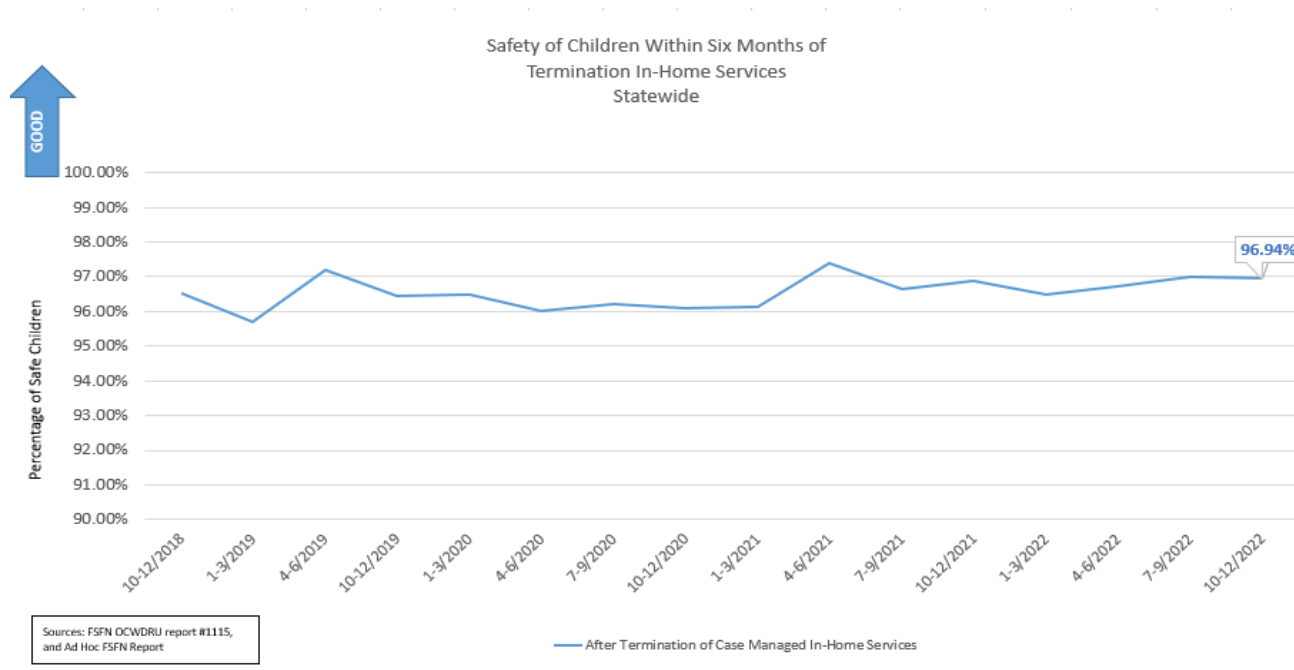
- 1,325 total LRT staffings in FY 2022-23
  - Coordination with DJJ, APD, DOE and other partner agencies
- 860 total children referred
- \$12 million estimated cost avoidance

## ■ Safety Measures

- Children continue to be safer after termination of services
  - Statewide performance for children with no recurrence of verified maltreatment within six months after termination of case-managed services continues to exceed the target



# DEPARTMENT OUTCOMES



The percent of children with no verified maltreatment within six months after termination of case-managed services is currently 96.94%. The state continues to exceed the 95% target for this measure.





QUESTIONS?





## Prevention Services Overview

---

Dr. Eric S. Hall, Secretary  
Florida Department of Juvenile Justice  
Senate Children, Families, and Elder Affairs Committee  
November 15, 2023

Florida has the most comprehensive juvenile justice system in the nation.



## Mission Statement

Enhance public safety through high-quality effective services for youth and families delivered by world-class professionals dedicated to building a stronger, safer Florida.

## Objectives

1. Preventing system contact for Florida's youth.
2. Reducing recidivism.





# High-Quality Delinquency Prevention Services

The Office of Prevention Services is the first component of the Department of Juvenile Justice's continuum and offers voluntary prevention and treatment services across Florida to:

- Prevent and divert youth that pose no threat to public safety from entering the system
- Provide supportive and safe environments
- Provide counseling and shelter for runaway, ungovernable, and truant youth
- Contract with providers, subrecipients, agencies, and community/faith-based organizations



# Prevention Service Programs

- **Children/Families In Need of Services (CINS/FINS)** - Contracts with 29 agencies statewide that serve truant, homeless, runaway, and troubled youth
- **Practical Academic Cultural Education (PACE) Center for Girls** - Oversees 21 Academic Centers that serve girls ages 12-17
- **Florida Alliance of Boys and Girls Club** - Oversees 36 member clubs/organizations and 277 sites that enable young people to reach their full potential
- **Big Brothers and Big Sisters** - Oversees 9 sites that provide mentoring to youth of incarcerated family members
- **Prodigy Arts/Cultural Program** - Oversees 9 sites that provide life skills, wrap around services and cultural/performing arts



## CINS/FINS Shelter Services

- Short-term shelter is provided for youth in crisis, runaway and homeless youth, and families in need of “time out”
- Services are strength-based and grounded in Positive Youth Development principles
- Shelters are distinct from group homes for several reasons:
  - Comprehensive assessment - NIRVANA
  - 24-hour awake supervision
  - Licensed Clinical Oversight
  - Multiple points of entry (self-admitted, school, L/E, etc.)
- Children 10-17, average age is 14.8
- Average Length of Stay is 16.5 days
- 3,800 youth served in 2022-23
- 92% completion rate



# Community Counseling

- Individual and family counseling at no cost to families
- Average length of service is 15 weeks
- Intensive Case Management provides enhanced and extended support in the home, school and community – currently offered at six sites
- 10,039 served in Community Counseling
- 103 served in Intensive Case Management
- Completion rate – 98%



# Judicial

- Judicial involvement is needed in 5% of youth served
- Efforts to remediate problem behaviors are determined based upon each child's specific needs:
  - Participation in counseling
  - Regular school attendance
- Failure of the child to comply can result in court-ordered, staff-secure shelter stays



# Questions

**Eric Hall, Secretary**  
**850-717-2701**  
**Eric.Hall@fldjj.gov**

**Chancer Teel, Legislative Affairs Director**  
**850-717-2717**  
**Chancer.Teel@fldjj.gov**

**FLORIDA DEPARTMENT OF JUVENILE JUSTICE**





**PRESENTATION TO FLORIDA SENATE COMMITTEE-  
CHILDREN, FAMILIES & ELDER AFFAIRS  
NOVEMBER 15<sup>TH</sup> 2023**

# Florida's Children Need Our Help

- 1 in 5 children are affected by mental illness, and up to 15% of them may exhibit disruptive behaviors
- 74% of mental health issues have their onset during childhood and 5 in 6 children do not receive treatment
- 71% of parents said the pandemic had taken a toll on their child's mental health, and 69% said the pandemic was the worst thing to happen to their child.
- Mental health–related emergency department visits increased 24% for children ages 5 to 11 and 31% for those ages 12 to 17

**SNAP is a leading evidence-based intervention with proven risk reduction and cost-saving impacts internationally and locally in Florida.**

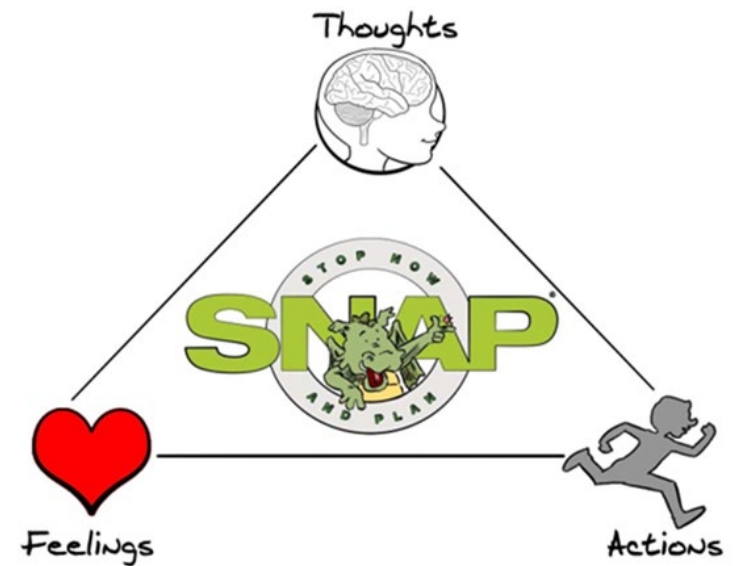




# What is SNAP?

**SNAP was established in 1985 as a way to prevent juvenile delinquency.**

- ✓ Improves disruptive behavior and increases self-control
- ✓ Measurement-based care approach (scientist-practitioner)
- ✓ Trauma-informed
- ✓ Gender-sensitive
- ✓ Proven Impact
- ✓ Reduces Crime
- ✓ Cost Effective
- ✓ Culturally Responsive & Safe
- ✓ Sustainable Change
- ✓ Building Healthy Communities



# What is SNAP?



The SNAP program is an evidence based cognitive-behavioral model Developed by the Child Development Institute (CDI) in Canada that is a family focused intervention model with behavior modification, social skills training and parenting skills.

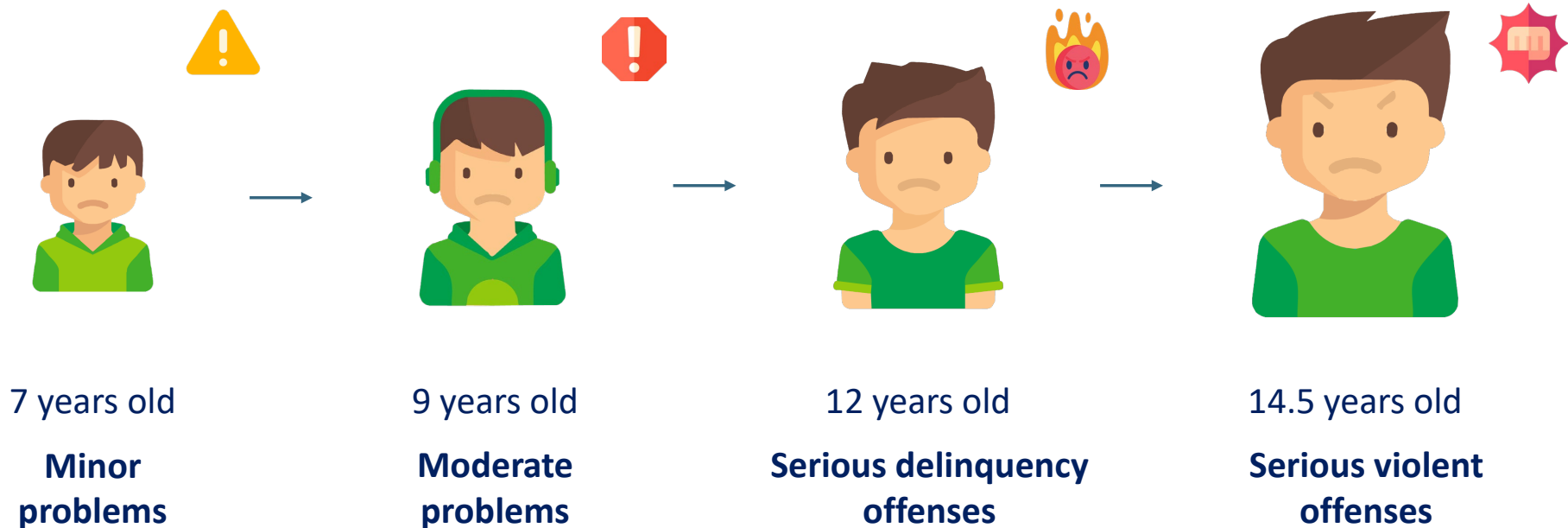
- The program works with boys and girls ages 6-11 and their families

***Research shows that habitual and serious criminal offenders are typically first arrested by the age of 12.***



# Why SNAP?

There are **7 years of warning signs** before a juvenile becomes a serious, violent offender.



# How SNAP Works



## Services delivered in 13 week group cycles

- 3 concurrent groups (SNAP, Parents, Siblings)
- Helps children and their parents learn how to effectively manage their emotions and 'keep problems small'

## Strict Monitoring and Fidelity

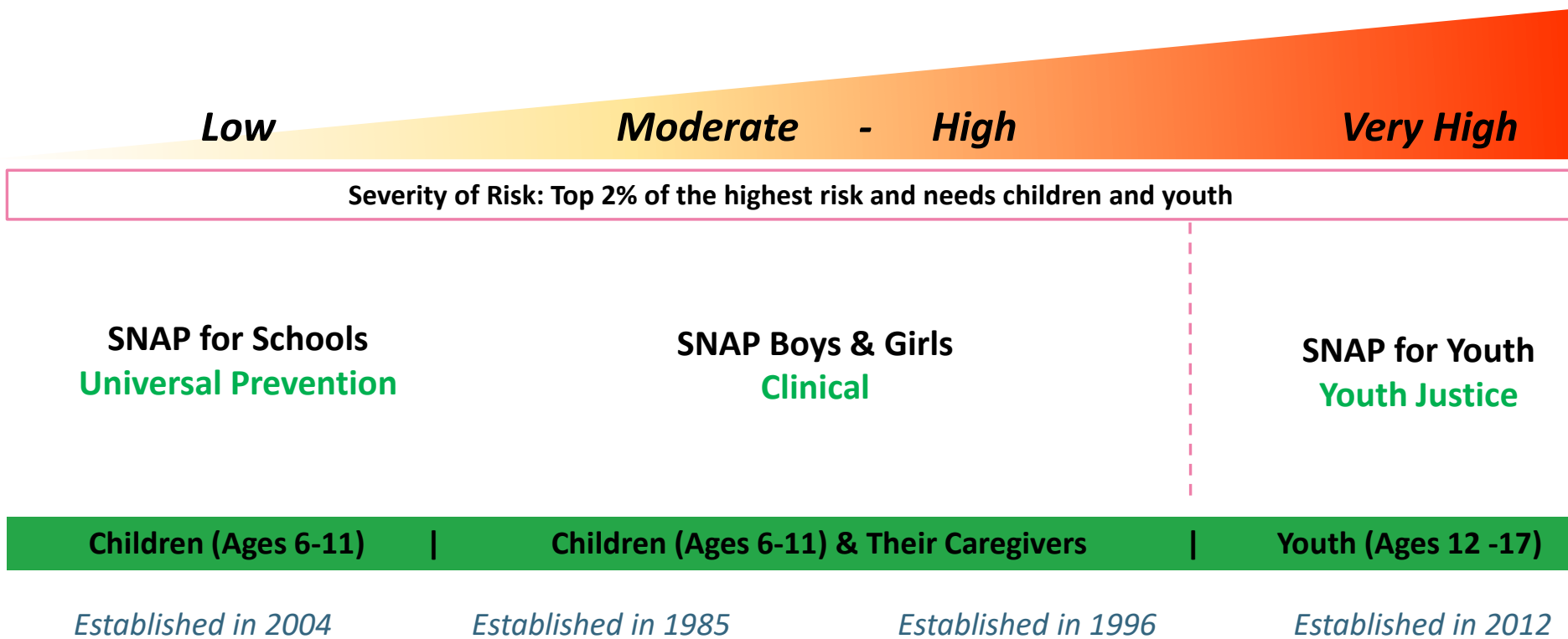
- The program is manualized to guide and structure delivery
- Every session is recorded and scored to ensure adherence to the model

## 3 SNAP models available

- SNAP in Schools and Communities
- SNAP Under 12 Clinical
- SNAP for Youth



# Why SNAP?



# Why SNAP?

## Externalizing Behaviours

Aggression  
Rule-breaking  
Conduct problems  
Irritability  
Oppositional behavior

## Internalizing Behaviours

Depression  
Anxiety  
Police Contact/Youth Justice  
Involvement

## Child Outcomes

Self-Control  
Emotion Regulation  
Problem-solving  
Executive Functioning  
Social Skills  
Success at School  
Pro-Social Communication

## Caregiver Outcomes

Parent Management Skills

## Relationship Outcomes

Caregiver/Educator-Child  
Relationship

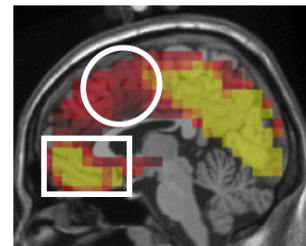
# Why SNAP?

## SNAP leads to improved mental health and life outcomes and reduced contact with the criminal justice system

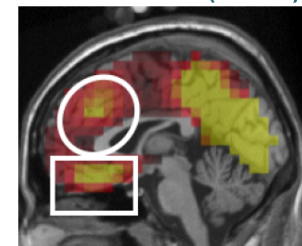
- ★ Increases emotional regulation, self-control, problem solving & social competencies<sup>1</sup>
- ★ Creates positive parent/caregiver child interactions & effective parenting skills
- ★ Reduces aggression, rule breaking, violence, bullying, negative interactions with authority figures, irritability and anxiety
- ★ Reduces crime by an average of 33%<sup>2</sup>
- ★ Long-term societal benefits include: Decreased justice system costs, increased self-control & emotional well-being and positive parenting

- ★ SNAP can change executive functioning in just 13 weeks...Increases activity in areas responsible for cognitive control (executive functioning) and self-regulation

PRE-SNAP GROUPS



POST-SNAP GROUPS (13 weeks)



## SNAP is cost-effective

- ★ Troubled youth with no interventions cost society ~\$1.14M while SNAP costs only \$1-8k per child<sup>2</sup>
- ★ \$1 spent on SNAP yields an average savings of \$32 and up to \$56 from conviction costs alone<sup>2</sup>
- ★ 86% likelihood that SNAP will produce benefits greater than costs<sup>3</sup>

- ★ Cost savings based on risk level (based on crimes) average totals equal: LO savings (\$80k) to HI saving (\$147k) per child<sup>2</sup>

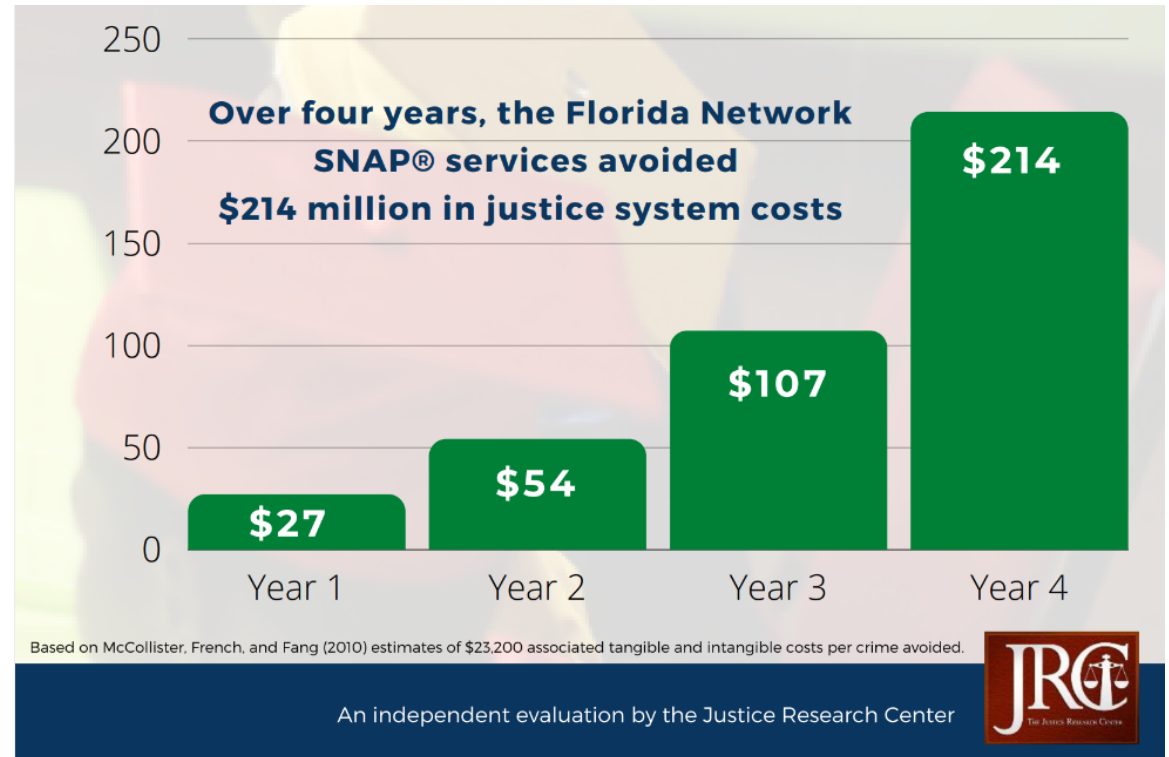
\*HI=based on higher effect size estimate (.4);  
LO=based on lower effect size estimate (.2)

1. Augimeri, Walsh, Donato, Blackman & Piquero, 2017  
2. Farrington & Koegl, 2015  
3. Washington State Institute of Public Policy, 2018

# Impacts of Your Contribution

Thanks to the Florida Legislature's \$6.2M annual investment in SNAP children & families see a significant reduction in risk factors.

8 years of impacting the lives of over 2,000 children and counting...



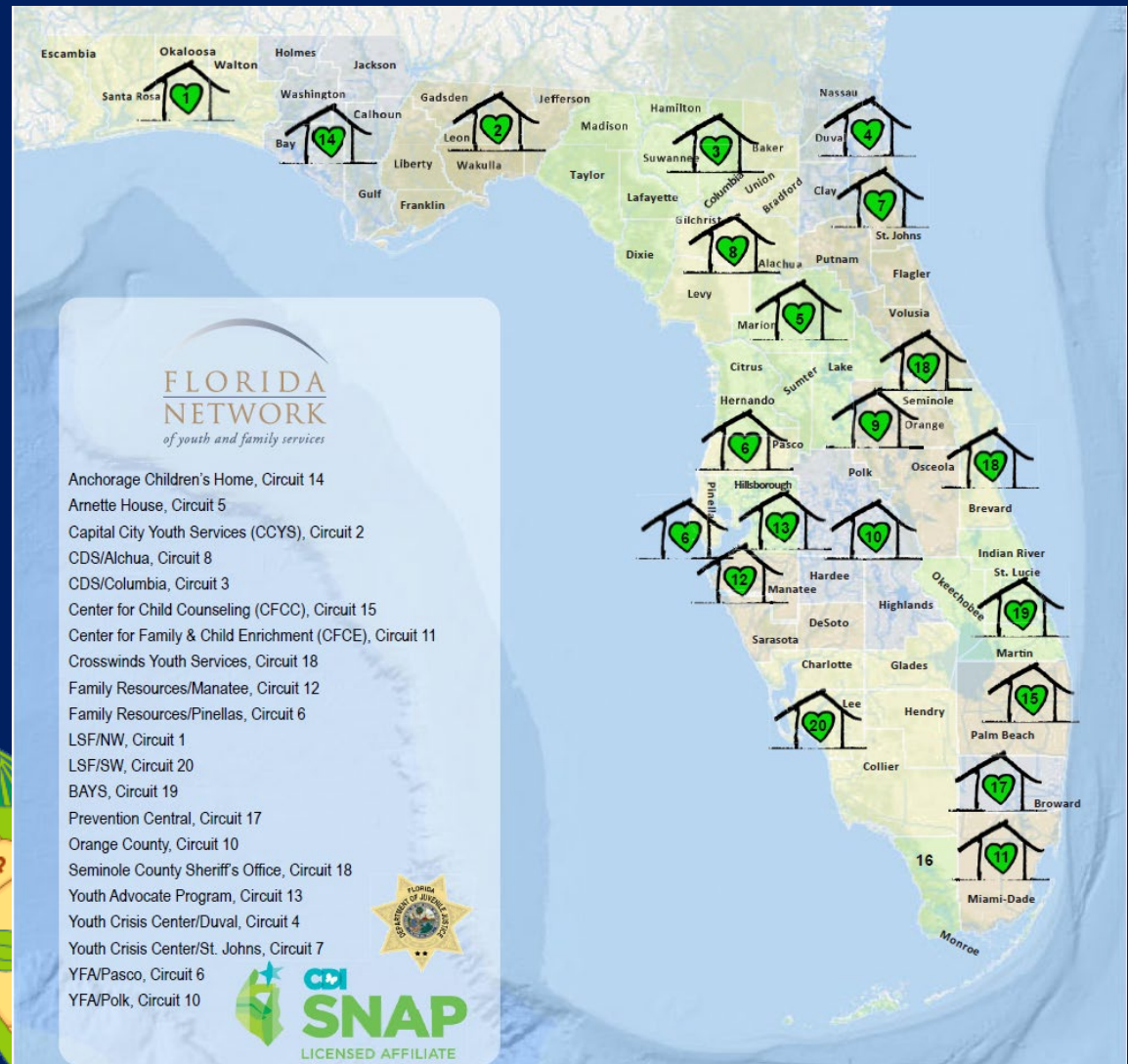


SNAP is offered in 21 locations covering 20 Judicial Circuits across Florida, serving 650 children and families per year.

SNAP is delivered by local Community-based agencies with strong connections and relationships.

SNAP Clinical & SNAP in Schools and Communities is offered at all 21 sites statewide.

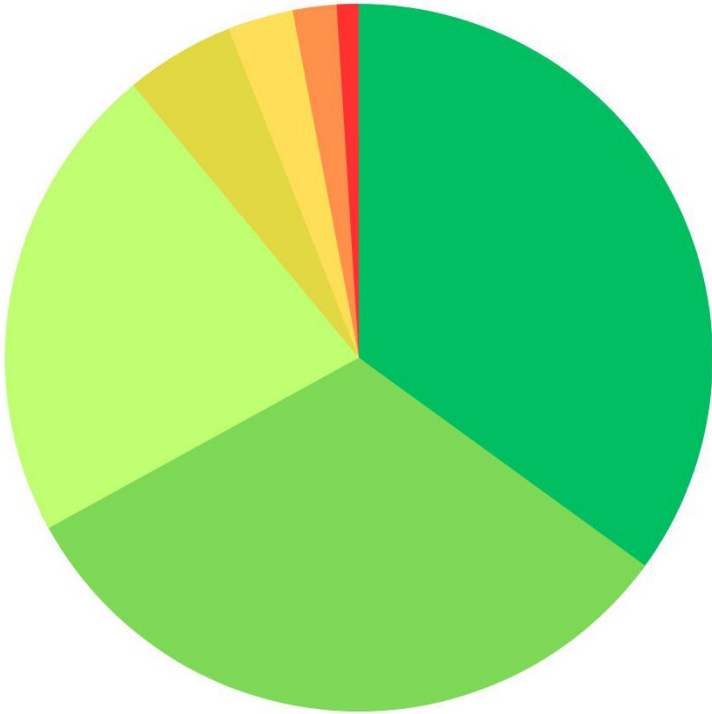
SNAP for Youth is currently only available at 5 sites.



# SNAP Referrals

## Referral Source Breakdown

Family/Friend	35%
Schools	32%
Self-referrals	22%
Law Enforcement	5%
Safe Place	3%
DJJ Affiliates	2%
Courts, DCF, Florida Network	1%



# Impacts of Your Contribution

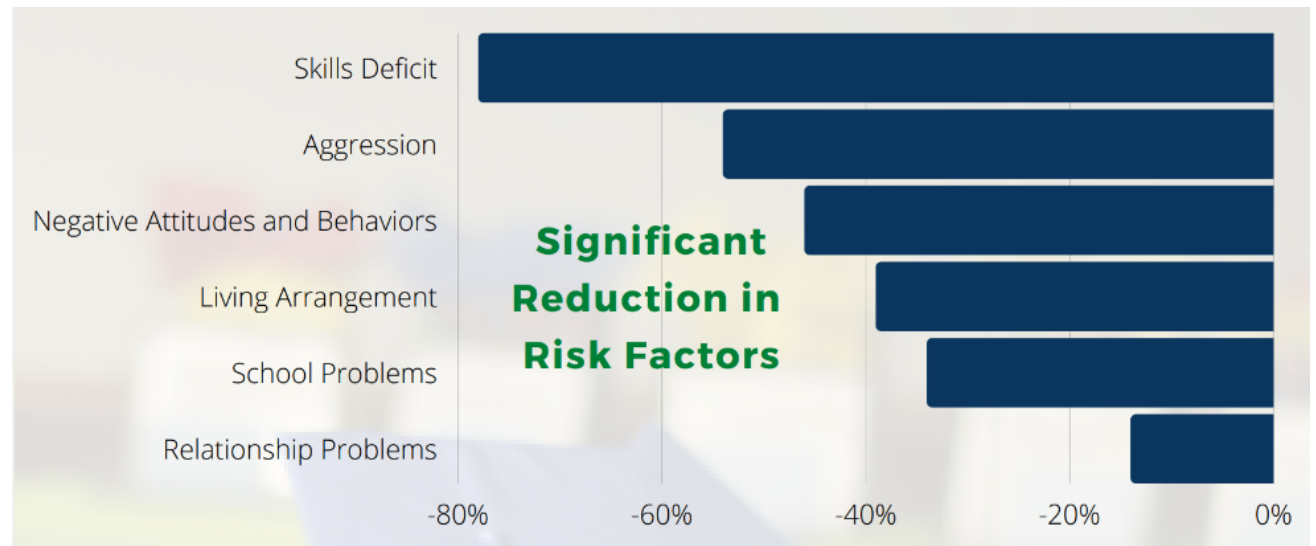
## How SNAP helps

### Provides lasting outcomes

79% successfully completed service, and 99% of participants were not adjudicated for committing crimes 1-year following completion.

### Lays an Evidence-based foundation

SNAP has successfully undergone rigorous assessment including Neuroimaging studies, Randomized Control Trials (RCT), and Cost-benefit Analysis.



# Impacts of Your Contribution

## SNAP Clinical

### Reality

- <1% of children who need the program are being served each year
- Distance causing challenges to serving neighboring counties

### Vision

Grow SNAP Clinical to reach every community and child in Florida

### Barriers

Parental and community awareness, resources

### Plans

Increase capacity at existing SNAP Agency sites by 50 – 100%



## SNAP for Schools

- <1% of Elementary Classrooms have a SNAP for Schools program
- Currently only reaching 1/3 of Florida school districts

Establish our SNAP prevention approach across all schools in Florida

Access to schools and lost instructional time

Increase SNAP for Schools reach to 2/3 of Florida school districts



## SNAP for Youth

- Only in 5 counties in Florida
- Currently available at 5 of 21 Network SNAP Agencies statewide

Expand SNAP for Youth into every Judicial Circuit in Florida

Resources and eligibility criteria

Implement SNAP for Youth with DJJ and DCF Youth



# SNAP Potential at DCF

SNAP could be an important and effective component of DCF's Child and Family Services

- SNAP has been found to be Evidence Based in both Juvenile Justice and Mental Health populations.
- The improvements in emotion regulation, impulse control and decision making in children and their caregivers would be an important benefit to DCF and its partners.
- Due to the limited exposure and research in Child Welfare, it has been found to have Promising Research Evidence by the California Evidence Based Clearinghouse.

Many Community Based Care Agencies have expressed interest in having SNAP programs in areas such as:

- Prevention
- Diversion
- Kinship Care and Relative Placement
- Foster Homes
- Reunification

# SNAP and the Fatherhood Initiative


**The Florida Network has been awarded funding under the Fatherhood Initiative!**

• SNAP will be provided to fathers and their children in:

- Bay,
- Broward
- Charlotte
- Clay
- Duval
- Lee
- Manatee
- Pinellas
- Seminole

• Fathers coming out of incarceration and who have had child welfare involvement will be targeted.





“Saving a youth from a life of crime can save several million dollars in criminal justice and other costs... it is much wiser to invest in people early in life rather than pay the price later.”

*Dr. Alex Piquero - University of Miami*





## Stop Now And Plan (SNAP®)

**SNAP** provides children displaying serious disruptive behavior and their families the power to make better choices for lasting change.

**SNAP** is an award-winning evidence-based cognitive- behavioral and social interactional learning program for children and their families and/or caregivers on how to manage their emotions and behavior by utilizing strategies to stop, think and plan positive alternatives before acting impulsively.

The program uses a proven mental health and crime prevention model in supporting children exhibiting significant disruptive, oppositional behavior and emotional dysregulation that impact their functioning at home, school and community.

**SNAP** has three programs designed to support children of different risk severity.

RISK:  
LOW

### SNAP for Schools | *In-School Prevention Program*

Delivered in schools, this universal prevention program uses digitized modules to teach **SNAP** strategies in the classroom to children, educators and school support personnel to keep students in school, out of trouble, with improved social- emotional learning and social skills.

RISK:  
MODERATE-HIGH

### SNAP Clinical | *Specialized gender-specific clinical programs*

Children ages 6-11 and their parents participate in a 13-week evidence based program tailored to address their specific disruptive behavioral challenges. These group sessions are designed to teach children to stop and think before acting, keep them involved in school, and avoid delinquent and criminal conduct. In separate group sessions, parents learn parenting skills and strategies to cope with their own emotions related to their children's behavior. In addition to the group sessions, **SNAP** provides services to meet the needs of individual families.

RISK:  
VERY HIGH


### SNAP for Youth | *For youth at risk of or involved in the youth justice system*

Youth ages 12 to 17 who are at risk of involvement in the youth justice system participate in a 13-week program with digitized modules in support of being able to improve their self- control, make better choices and change their life circumstances and improve their behavior.

## SNAP will:

- ★ Increase emotion-regulation and self-control skills in children and their family
- ★ Reduce aggression, bullying and antisocial behavior
- ★ Increase social competency and prevent school drop-out and delinquency
- ★ Improve academic success by decreasing behavioral issues at school
- ★ Engage high-risk children and their families in service
- ★ Connect children and parents to community-based resources
- ★ Increase caregiver self-efficacy and strengthen the caregiver-child relationship

For more details on our SNAP programs:  
[www.floridanetwork.org/programs/snap](http://www.floridanetwork.org/programs/snap)





# The Power of SNAP



**SNAP** was developed nearly 40 years ago as an intervention program for children under the age of 12 in conflict with the law. Today, it has evolved into an internationally-recognized children's mental health and crime prevention program bringing hope to families. Over 31,000 children and counting have been supported through **SNAP**.

## Children experience life-changing results

Studies from SickKids and CAMH in Toronto has demonstrated using neuroimaging that **SNAP** is associated with positive changes in self-control and emotion-regulation, and these changes can be seen in the structure and function of the brain.

## Families are an integral part of the process

The **SNAP** model recognizes the importance of the family and community in the child's well-being and uses an integrated approach to treatment.

## We're empowered by research

**SNAP** is entirely grounded in scientific research using state-of-the-art methodology including neuroscience.

## We're building safer communities

Preliminary findings indicate that 68% of children participating in **SNAP** will not have any contact with the law by 20 years of age.

## We are saving Tax Payer Dollars

**SNAP** is estimated to save on average between \$17-32 for every \$1 spent (up to \$56) and reduce crime by up to 33% (linked to an effect size of .4) Farrington & Koegl (2015). Washington State Institute of Public Policy (WSIPP, 2018) found an 86% likelihood that **SNAP** will produce benefits greater than costs.

1. Mental Health Commission of Canada. Children and Youth.
2. Canadian Paediatric Society. Screening for disruptive behaviour problems in preschool children in primary health care settings. November 27, 2017.
3. Baker, K. Conduct disorders in children and adolescents. Paediatrics and Child Health, 23(1), 24-29. 2012.
4. Public Safety Agency of Canada. Criminal Trajectories of Two Subsamples of Adjudicated Ontario Youths. 2012.
5. Statistics Canada. Police-reported crime statistics in Canada. 2021.

## Disruptive Behavior Problems and Mental Illness Affecting Children

**1 out of 5** U.S. children aged 2-8 have a **diagnosed** mental, behavioral, or developmental disorder; Behavior problems are more common among children aged 6-11 years yet only **20%** of those children have **access to effective treatment**.

**Conduct problems** are the most common reason for referral to mental health services for children under 12.<sup>3</sup>


Youth with conduct disorders are **5 to 20** times **more likely** to become a **juvenile offender** with **7 years of warning signs** before a child may become a **serious, violent and chronic offender**.<sup>4,5</sup>

**Effective early intervention can prevent future problems.**

## How to get started

Learn more here and see a list of our SNAP affiliate locations:

[www.floridanetwork.org/programs/snap](http://www.floridanetwork.org/programs/snap)



*"Vandalism, starting fires, getting in fights — I didn't really care what I was doing. SNAP showed me that I have a choice in the way I act."*

- Child participating in SNAP

*"We were feeling lost and frustrated that as parents we couldn't seem to break our son's cycle of explosive angry outbursts. But SNAP has provided us with essential tools to help us cope as individuals and as a family.."*

- Parents of a SNAP participant

The Florida Network of Youth and Family Services, Inc. (the Florida Network) is a not-for profit statewide association representing 29 agencies that serve homeless, runaway and troubled youth ages six and older and their families. For more than 40 years, the Florida Network has provided services as a "Children's and Families in Need of Services" agency, as defined by Florida Statute, in order to prevent juvenile delinquency and encourage good choices and healthy family relationships. SNAP contributes to the Networks mission as an internationally recognized evidence-based intervention that teaches children and their parent's emotion regulation, self-control, and problem-solving strategies.

SNAP is offered statewide in Florida, across Canada, and internationally. **Be a part of the Network family today.**



Florida Network of Youth and Family Services  
2850 Pablo Avenue | Tallahassee, FL 32308



# CourtSmart Tag Report

Room: SB 37

Case No.:

Type:

Caption: Senate Committee on Children, Families, and Elder Affairs

Judge:

Started: 11/15/2023 2:02:06 PM

Ends: 11/15/2023 3:05:42 PM

Length: 01:03:37

2:02:08 PM Chair Garcia calls meeting to order  
2:02:34 PM Roll call, quorum is present  
2:02:47 PM Chair Garcia makes opening remarks  
2:05:11 PM Tab 1, Presentation by the Department of Children and Families on Prevention Services  
2:05:36 PM Chair Garcia Recognizes Kate Williams to Present  
2:05:47 PM Kate Williams, Assistant Secretary of Child and Family Well-Being, DCF  
2:22:50 PM Questions:  
2:23:01 PM Chair Garcia  
2:23:20 PM Kate Williams  
2:23:55 PM Chair Garcia  
2:23:57 PM Kate Williams  
2:24:25 PM Chair Garcia  
2:24:32 PM Kate Williams  
2:25:12 PM Chair Garcia  
2:25:20 PM Kate Williams  
2:25:50 PM Chair Garcia  
2:25:53 PM Kate Williams  
2:26:00 PM Chair Garcia  
2:26:04 PM Kate Williams  
2:26:47 PM Chair Garcia  
2:27:15 PM Kate Williams  
2:27:21 PM Chair Garcia  
2:27:50 PM Kate Williams  
2:28:23 PM Chair Garcia  
2:28:27 PM Tab 2, Presentation by the Department of Juvenile Justice on Prevention Services  
2:29:04 PM Chair Garcia Recognizes Dr. Eric Hall, Secretary of Florida DJJ  
2:29:37 PM Dr. Hall  
2:43:01 PM Questions:  
2:43:04 PM Senator Baxley  
2:47:13 PM Dr. Hall  
2:47:15 PM Senator Thompson  
2:47:33 PM Dr. Hall  
2:47:48 PM Senator Thompson  
2:48:04 PM Dr. Hall  
2:48:37 PM Chair Garcia  
2:49:34 PM Dr. Hall  
2:50:30 PM Chair Garcia  
2:50:35 PM Tab 3, Presentation by John Robertson, Director Florida CINS/FINS  
2:51:09 PM Chair Garcia recognizes John Robertson, Director Florida CINS/FINS  
2:51:35 PM John Robertson  
3:00:42 PM Questions:  
3:00:46 PM Chair Garcia  
3:00:56 PM John Robertson  
3:01:08 PM Chair Garcia  
3:01:23 PM John Robertson  
3:01:38 PM Chair Garcia  
3:01:45 PM John Robertson  
3:02:00 PM Senator Rouson  
3:02:17 PM John Robertson  
3:03:29 PM Senator Rouson  
3:03:40 PM John Robertson  
3:04:46 PM Chair Garcia

**3:05:00 PM** Senator Rouson  
**3:05:21 PM** Chair Garcia moves to adjourn  
**3:05:31 PM** Meeting Adjourned